

**\$7.22M**  
CAPITAL BUDGET

Infrastructure



**\$3.44M**

Vehicles & Equipment

**\$0.45M**



Buildings (Upgrades)



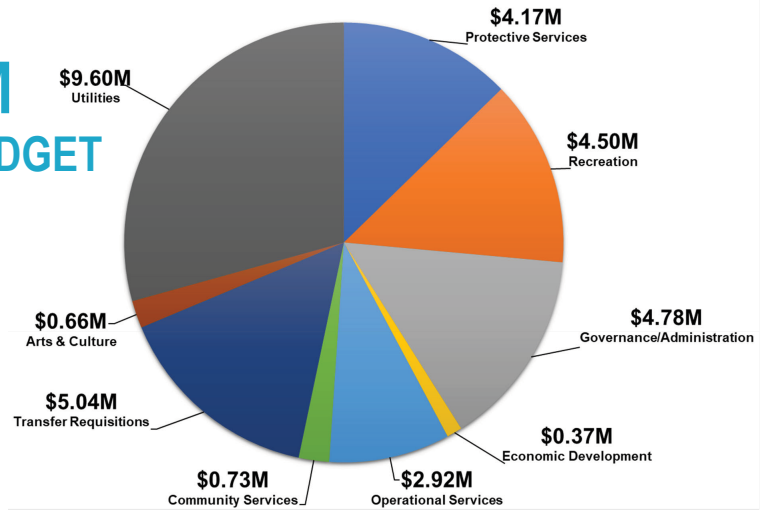
**\$3.05M**

Land Improvements

**\$0.28M**



**\$32.77M**  
OPERATING BUDGET



## HOW PROPERTY TAX DOLLARS ARE SPENT

**\$1**

OUT OF EACH TAX DOLLAR THE TOWN RECEIVES

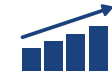
**4¢** GOES TO MOUNTAIN VIEW SENIORS HOUSING

**68¢** GOES TO MUNICIPAL SERVICES

**28¢** GOES TO THE ALBERTA SCHOOL FOUNDATION



**2%**  
Community Services



**2%**  
Economic Development



**20%**  
Operational Services



**25%**  
Community Safety



**25%**  
Recreation



**26%**  
Governance/Administration

## 2023 BUDGET HIGHLIGHTS

PROPERTY TAX  
REVENUE INCREASE

**5%**

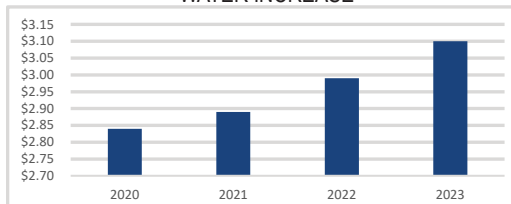
FRANCHISE FEE  
INCREASE

**\$0**

AVERAGE MONTHLY  
UTILITY BILL INCREASE

**\$2.20**

WATER INCREASE



WASTE WATER INCREASE

