

2022 Community Overview

A SOCIO-ECONOMIC PROFILE

Town of Olds

Population 2021: 9,209

Olds College Population Impact:
3,915 including part-time

(12 % increase since 2017-18)

Trading Area Population:

1.4 million within 1 hour drive

Median Age 42.4

Number of Businesses: 814

(2021)

Target Growth Sectors:

Bio-industrial, Transportation and Logistics, Manufacturing, Warehousing, and Finance

Brownfield Rehabilitation:

7 sites, approx. 33 acres.

(2009-2019)

Average Household Income

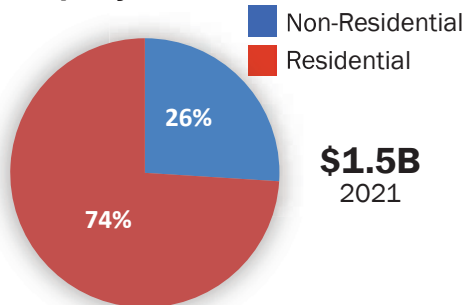
\$100,511

Average After-Tax Household Income

\$83,665

2015

Property Assessments



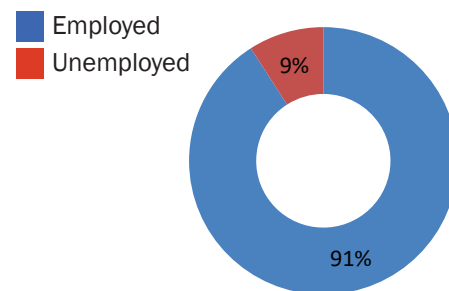
Permits Issued (2021): 97

Total Permit Value (2021):
\$9.4 million

In the

Labour Force 4,510

Participation Rate 68%



60 Minutes North of Downtown Calgary

Just 63 km (40 miles) south of Red Deer, and the same distance north of Airdrie, Olds is located right in the heart of the Calgary/Edmonton corridor.

A proud member of



Total Households for Tenure

4,096 (2021)

Owned 74%

Rented 26%

Average House Price

\$318,510

(2019-20 CREB, AB Dashboard)

Average Household Consumption

Shelter	\$16,830
Food	\$7,042
Household operation & furnishings	\$5,795
Health care	\$2,277
Transportation	\$12,579
Recreation & Entertainment	\$4,188
Personal care & clothing	\$4,332
Child Care	\$342
Education & books	\$973
Miscellaneous expenditures	\$1,734
Total	\$56,092



TRADE AREA

- Olds is a major agribusiness hub as well as a base for oilfield service and light industrial manufacturers.
- Main economic drivers are Olds College, Olds Regional Exhibition, Cornerstone Development (Wal-Mart, Staples, and Canadian Tire), and the Community Learning Campus.
- Olds is home to the first community-owned fibre optic network in Canada.

Average 2 Bedroom Residential Rent (2018)

\$854

Housing by Structure

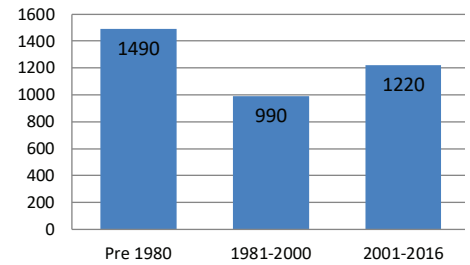
Single Family	2255
Multi-Family	710
Apartments	515
Movable Dwellings	215

Residential Vacancy Rate

4.97%

2018

Occupied Private Dwelling by Period of Construction

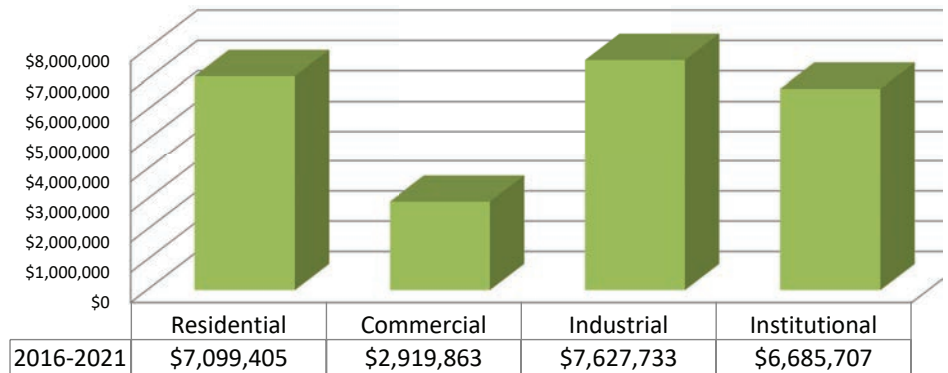


Vehicle Registrations (2020)

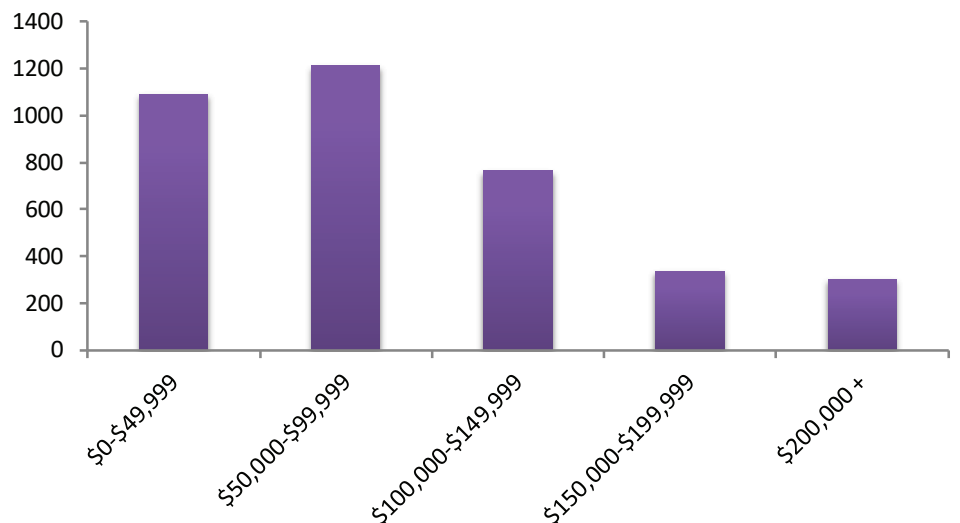
12,808

The Town of Olds is in the traditional territory of the people of the Treaty 7 region of Alberta, which includes the Blackfoot Confederacy (Siksika, Piikanni, and Kainai First Nations), as well as the Tsuut'ina First Nation and the Stoney Nakoda Nation (Chiniki, Bears paw, and Wesley First Nations). This area is also home to the Métis Nation of Alberta, Region 3. We are all Treaty people.

5-Year Annual Average Building Permits by Category



Number of Households by Income Group





Olds College & the Smart Farm

Olds College is known for high-tech, hands-on agriculture education and innovative applied research that lays the foundation for solving real-world problems in farming, food and land. The College offers programming in Agriculture, Horticulture, Land and Environment Management, Animal Science, Food Production, Business, Trades and Apprenticeships.

Olds College Centre of Innovation and Smart Farm are accelerating the development and adoption of technologies and practices that result in improved productivity, profitability and sustainability of the agriculture and agri-food industry through industry-driven applied research. The Smart Farm is an interconnected environment through which the College is leveraging its land, existing agriculture operations, and applied research programming to provide a product development and demonstration venue to accelerate agriculture technology and agri-food development. As Canada's smart agriculture college, Olds College is working to achieve its social purpose of transforming agriculture for a better world.

- Recognized as one of Canada's top 50 research colleges by Research Infosource.
- More than \$74 million in earned revenue and investment.
- 95+ applied research projects to date focused on autonomous agricultural equipment, data sensors, regenerative agriculture, and technology development and validation.
- 100% + increase in applied research activities.
- 96% of students would recommend Olds College to a friend.

Occupations (number of jobs)

Sales and service occupations	1140
Trades, transport and equipment operators and related occupations	915
Business, finance and administration occupations	590
Management occupations	540
Education, law and social, community and government services	520
Health occupations	365
Natural resources, agriculture and related production occupations	310
Manufacturing and utilities	195
Natural and applied sciences and related occupations	185
Art, culture, recreation and sport	130


Top Ten Industries (number of jobs)

Retail trade	630
Construction	540
Health care and social assistance	505
Educational services	465
Accommodation and food services	380
Services other than public administration	315
Mining, quarrying, and oil and gas extraction	300
Manufacturing	260
Professional, scientific and technical services	225
Transportation and warehousing	220

Top Employers

- Olds College
- Olds Hospital
- Chinook's Edge School Dist. 73
- Sundial Growers Inc.
- Richardson Bros. (Olds) Ltd.
- ProAll International
- Manufacturing
- Shurgain Feeds - Trouw
- Nutritional
- Olds SoftGels Inc.
- Premier Tech Horticulture Inc.
- Spearhead Manufacturing Inc.
- Cervus Equipment John Deere
- Future Ag Inc (Case & International)
- Noble Equipment Ltd.
- Olds Home Hardware
- Stanley Technical Services
- Walmart Supercentre
- Canadian Tire Corp. Ltd.
- Westview Co-op Grocery Store
- Patryk's No Frills
- Sobeys Inc.

Highest Educational Attainment (Ages 25-64)



Cornerstone Art Commons

46 Street and 65 Avenue

Title: The Fancy Dance

Artist: Jim Brown, Bowden, AB

Artist's Statement: "The first observation of this dance is how the colorful regalia and movements are vibrant and full of life. This mirrors what life can be, when you push past the struggles and dark times and find what is good with what we have been given. The sunrise gives us hope for what the day brings us and the sunset is a celebration of the accomplishments since the first morning glow. The dance is your spirit that moves you forward."



The Mural Project

In the summer of 2019, the Town of Olds commissioned local artists to create murals for temporary display at the Cornerstone Art Commons. The artists were inspired to create murals that shared stories of Indigenous heritage of this area. Local Elders were consulted to work with the artists to share cultural teachings and offer their blessings for this work.

Through the relationships created in the process of realizing this project, the stories that these murals share are authentic, culturally accurate and sensitive, and exemplify the community-building power of the arts.

2022 Community Overview

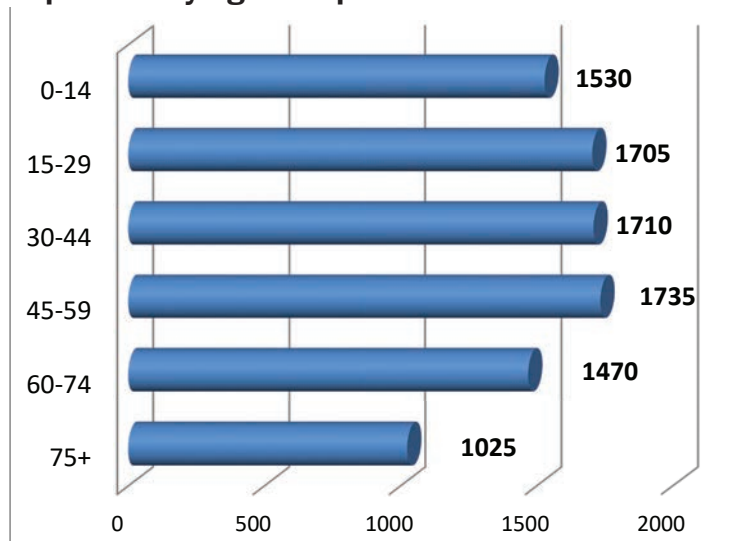
A SOCIO-ECONOMIC PROFILE

Lifestyle

Olds has safe and friendly neighbourhoods, beautiful parks, a fabulous path and trail system, and all the amenities associated with the big city.

2020
K-9 Enrollment
1,689
High School Enrollment
595
Post-secondary Enrollment
461

Population by Age Group



Dual credit-certification
Olds College/Highschools aids
Apprenticeship Development
in Trades, Agriculture, Hospitality, &
Tourism

Broadband/Wifi
Fibre Optic
Television, Telephone & Wifi
1,000 megabits /second



Invest Olds
Economic Development Officer
Sandra Blyth
sblyth@olds.ca

Direct: 403-507-4803 Administration 403.507.4814

Invest Olds www.investolds.ca
Town of Olds www.olds.ca

Produced in partnership with



caepalberta.com

The data used to prepare this report has been sourced from the Alberta Regional Dashboard, municipal data, Stats Canada Census 2016 and 2021 Statistics Canada. 2022. (table). Census Profile. 2021 Census. Statistics Canada Catalogue no. 98-316-X2021001. Ottawa. Released February 9, 2022. The reference period is the calendar year 2015 for all Census income variables.

This report is for information purposes only and CAEP and Pinnacle Communication & Media Inc do not assume any responsibility or liability by providing it. While every effort has been made to control errors, users are advised to confirm any numbers before making decisions or assumptions based on the information in this document

For more information about CAEP, contact:

Ph: 403-357-2237

Email: info@caepalberta.com