

2021 Community Overview

A SOCIO-ECONOMIC PROFILE

Town of Olds

Population 2016: 9184

(Census)

Next Federal Census: May 2021

AB Dashboard 2019: +5.13%

AB Dashboard 2014 - 2018: +7.92%

Olds College Population Impact:

3,800 Enrollment (incl Part-time)

Trading Area Population:

1.4 million within 1 hour drive

Median Age

42.4

Number of Businesses: 761

(Olds Finance, 2020-21)

Target Growth Sectors:

Bio-industrial, Transportation and Logistics, Manufacturing, Warehousing, and Finance.

Brownfield Rehabilitation:

(2009 - 2019)

7 sites, approx. 33 acres

Average Household Income

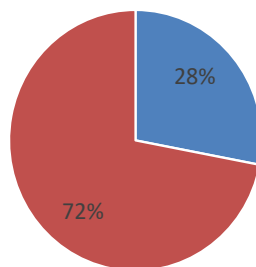
\$100,511

Average After-Tax Household Income

\$83,665

(2015)

Property Assessments (2020)



■ Non-Residential
■ Residential

Permits Issued (2020): 92

Total Permit Value (2020):

\$30,839,964

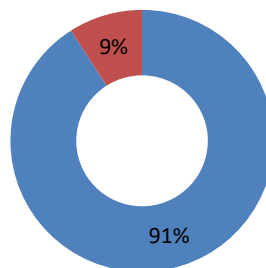
In the Labour Force

4,510

Participation Rate

68%

■ Employed
■ Unemployed
(2016)



Town of
OLDS



A proud member of



caep
CENTRAL ALBERTA
ECONOMIC PARTNERSHIP
Thriving Business...Vibrant Communities

60 Minutes North of Downtown Calgary

Just 63 km (40 miles) south of Red Deer, and the same distance north of Airdrie, Olds is located right in the heart of the Calgary/Edmonton corridor.

**Total Households
for Tenure
4,190**

**Owned 74%
Rented 26%**

Average House Price (2019-20)

\$318,510

(CREB, AB Dashboard)

Average Household Consumption

Shelter	\$16,830
Food	\$7,042
Household operation & furnishings	\$5,795
Health care	\$2,277
Transportation	\$12,579
Recreation & entertainment	\$4,188
Personal care & clothing	\$4,332
Child care	\$342
Education & books	\$973
Miscellaneous expenditures	\$1,734
Total	\$56,092



TRADE AREA

- Olds is a major agribusiness hub as well as a base for oilfield service and light industrial manufacturers.
- Main economic drivers are Olds College, Olds Regional Exhibition, Cornerstone Development (Wal-Mart, Staples, and Canadian Tire), and the Community Learning Campus.
- Olds is home to the first community-owned fibre optic network in Canada.

**Average 2 Bedroom
Residential Rent (2018)**

\$854

Housing by Structure

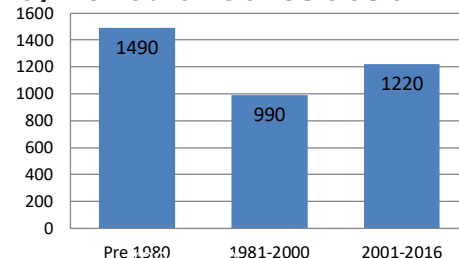
Single Family	2,300
Multi-Family	724
Apartments	525
Movable Dwellings	219

Residential Vacancy Rate

4.97%

(2018)

Occupied Private Dwelling by Period of Construction

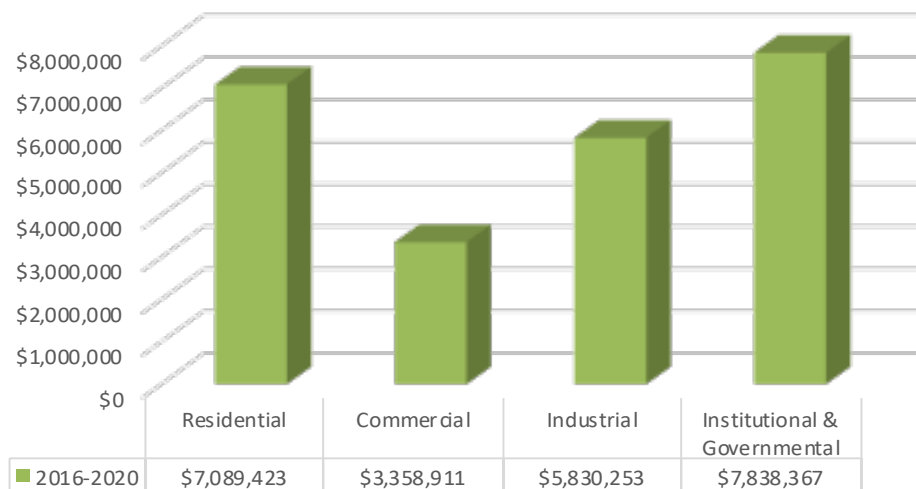


Vehicle Registrations (2019)

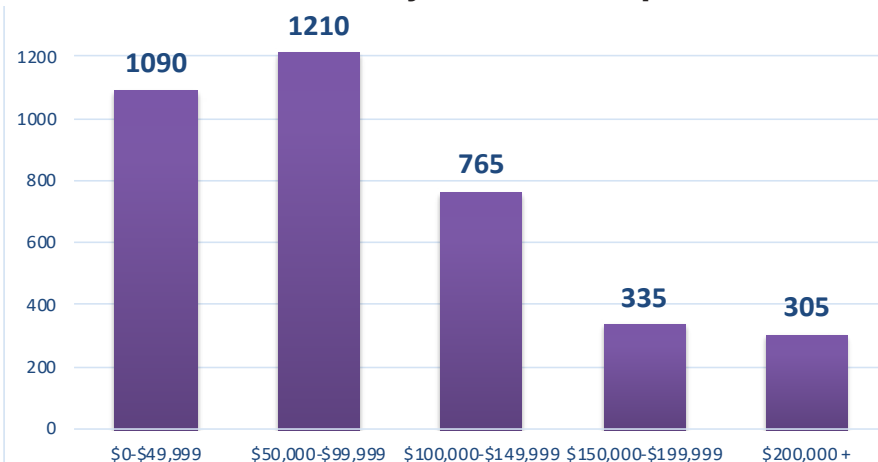
12,672

The Town of Olds is in the traditional territory of the people of the Treaty 7 region of Alberta, which includes the Blackfoot Confederacy (Siksika, Piikanni, and Kainai First Nations), as well as the Tsuut'ina First Nation and the Stoney Nakoda Nation (Chiniki, Bearspaw, and Wesley First Nations). This area is also home to the Métis Nation of Alberta, Region 3. We are all Treaty people.

5-Year Average Annual Building Permits by Category



Number of Households by Income Group





ProAll International Manufacturing, founded in 2013 by Reimer Alliance & Pro-Ject Industries (Albert-based heavy equipment manufacturers), employs nearly 100 local residents.

In 2016, a new assembly facility was built in the home base of Olds, Alberta. The Process utilizes unmatched engineering and technical design producing one of the most innovative, advanced mobile volumetric concrete mixers shipped throughout the world to meet global demand!



Occupations

(number of jobs)

Sales and service occupations	1140
Trades, transport and equipment operators and related occupations	915
Business, finance and administration occupations	590
Management occupations	540
Education, law and social, community and government services	520
Health occupations	365
Natural resources, agriculture and related production occupations	310
Manufacturing and utilities	195
Natural and applied sciences and related occupations	185
Art, culture, recreation and sport	130

Top Ten Industries

(number of jobs)

Retail trade	630
Construction	540
Health care and social assistance	505
Educational services	465
Accommodation and food services	380
Services other than public administration	315
Mining, quarrying, and oil and gas extraction	300
Manufacturing	260
Professional, scientific and technical services	225
Transportation and warehousing	220

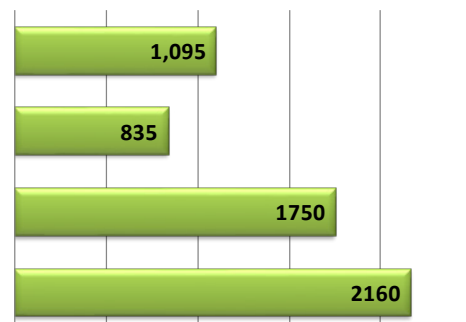
Top Employers

Olds College
Olds Hospital
Chinook's Edge School Div.73
Sundial Growers Inc.
Richardson Bros. (Olds) Ltd.
ProAll International Manufacturing
Shurgain Feeds - Trouw Nutritional
Olds SoftGels Inc.
Premier Tech Horticulture Inc.
Spearhead Manufacturing Inc.
Cervus Equipment John Deere
Future Ag Inc (Case & International)
Noble Equipment Ltd.
Olds Home Hardware
Stanley Technical Services
Walmart Supercentre
Canadian Tire Corp. Ltd.
Westview Co-op Grocery Store
Patryk's No Frills
Sobeys Inc.



Highest Educational Attainment (Ages 15-70)

University degree at bachelor level or above
Apprenticeship or trades certificate
College, CEGEP or other Non University or Diploma
High School diploma or equivalent



Cornerstone Art Commons

46 Street and 65 Avenue

Title: The Fancy Dance

Artist: Jim Brown, Bowden, AB

Artist's Statement: "The first observation of this dance is how the colorful regalia and movements are vibrant and full of life. This mirrors what life can be, when you push past the struggles and dark times and find what is good with what we have been given. The sunrise gives us hope for what the day brings us and the sunset is a celebration of the accomplishments since the first morning glow. The dance is your spirit that moves you forward."



The Mural Project

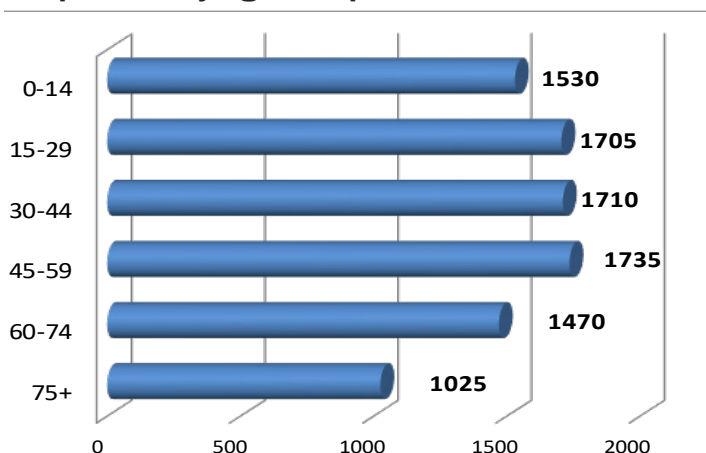
In the summer of 2019, the Town of Olds commissioned local artists to create murals for temporary display at the Cornerstone Art Commons. The artists were inspired to create murals that shared stories of Indigenous heritage of this area. Local Elders were consulted to work with the artists to share cultural teachings and offer their blessings for this work.

Through the relationships created in the process of realizing this project, the stories that these murals share are authentic, culturally accurate and sensitive, and exemplify the community-building power of the arts.

Lifestyle

Olds has safe and friendly neighbourhoods, beautiful parks, a fabulous path and trail system, and all the amenities associated with the big city.

Population by Age Group



Town of Olds Economic Development Secretariat

**Chairman, Economic Development Secretariat
(Strategy & Technology Officer)**

larry.wright@olds.ca 403-507-4803

Director of Operations 403.507.4823
Executive Support - Administration 403.507.4814

Produced in partnership with



www.centralalberta.ab.ca

The data used to prepare this report has been sourced from the Alberta Regional Dashboard, Stats Canada 2016 Census and municipalities. The reference period is the calendar year 2015 for all Census income variables.

This report is for information purposes only and CAEP does not assume any responsibility or liability by providing it. While every effort has been made to control errors, users are advised to confirm any numbers before making decisions or assumptions based on the information in this document. Data prepared by Pinnacle Communication & Media Inc. on behalf of CAEP.

For more information about CAEP, contact:

Ph: 403-357-2237

Email: info@caepalberta.com

2021 Community Overview

A SOCIO-ECONOMIC PROFILE

K-9 Enrollment

1,771 (2019)

High School Enrollment

606 (2019)

**Dual credit-certification
Olds College/Highschools aids
Apprenticeship Development
in Trades, Agriculture,
Hospitality, & Tourism**

**January, 2021 Olds College
advised 1100 students return
to campus as per COVID-19
process.**

**Broadband/Wifi
Fibre Optic
Television, Telephone & Wifi
1,000 megabits /second**