

# Town of Olds



## Economic Indicators 2015



Town of Olds



Industrial Growth Potential \*

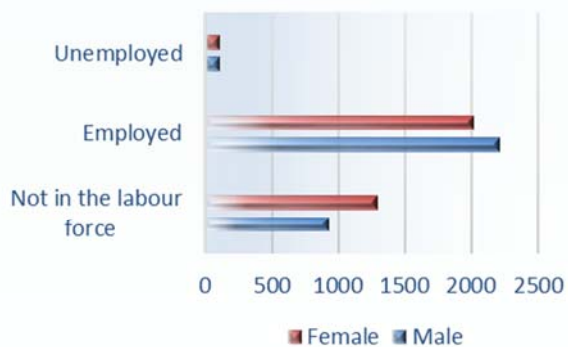
**362 acres**

identified for industrial use

### Occupational Groups



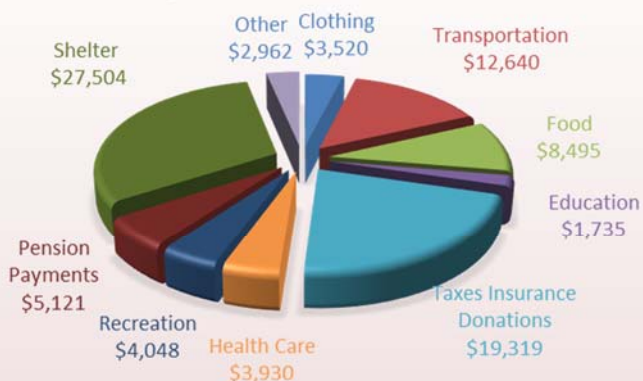
### Companies by # of Employees



### Average Income \*

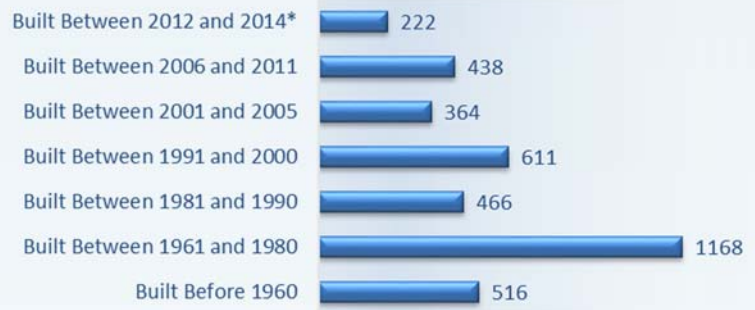


### Average Household Expenditures





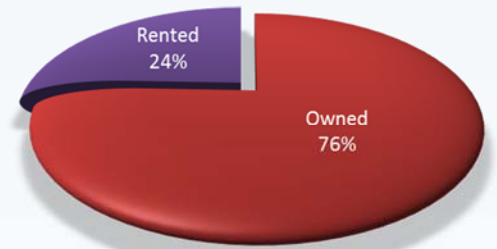
### Housing by Period of Construction



### Weighted rent by bedroom type and overall apartment vacancy rates \*



### Housing by Tenure



### Weighted average rent and rental range by type of apartment \*



### Building Permits\*



### Annual Disposable & Discretionary Income per Household



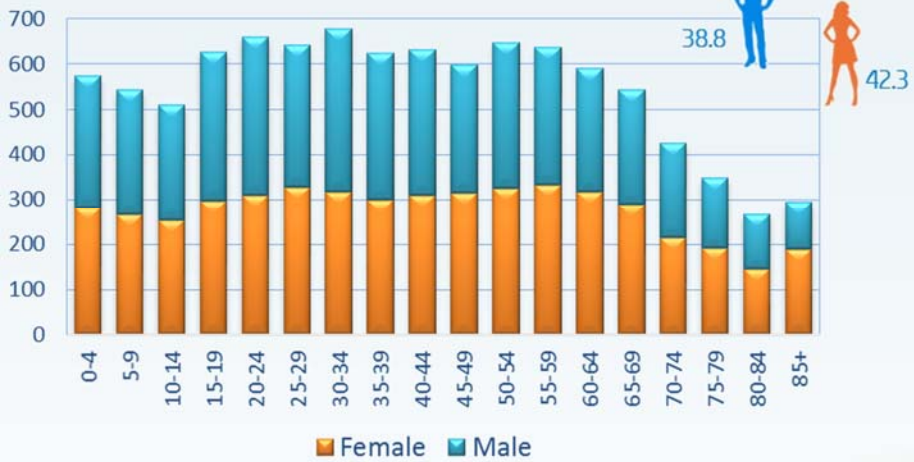
### Income Households over \$100,000/annum




### Income Projections



## Population by Age



## Historical Population \*



## Immigrant Population

